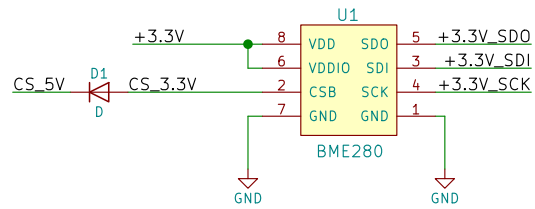
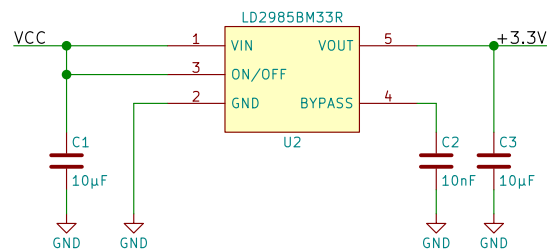


SENSOR



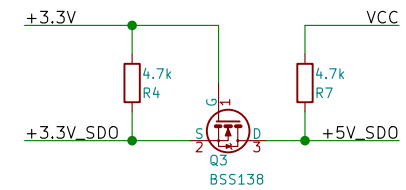
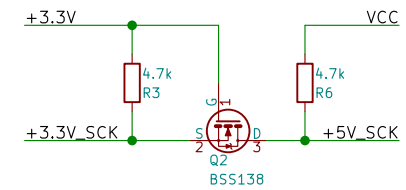
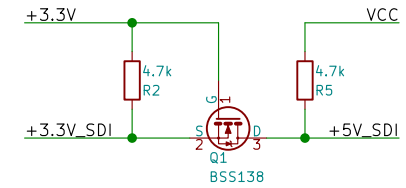
VOLTAGE REGULATOR



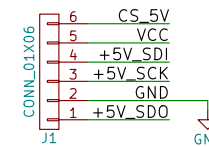
NOTES

1. For Default I2C Address (0x77), leave SDO Pin unconnected.
2. For Alternative I2C Address (0x76), connect SDO Pin to GND.
3. For SPI (Hardware), connect SDI to MOSI, SDO to MISO, SCK to SCK and CS to any Digital Pin.
4. For SPI (Software – Bit Banging), connect Pins SDI, SDO, SCK and CS to different Digital Pins.
5. Power Supply can operate with 3.3V or 5V on VCC Pin.
6. Board compatible with 5V boards (Arduino UNO) and 3.3V boards (Arduino DUE).
7. Mounting Holes (2.4mm) are designed for M2 Screws (ISO metric).
8. Have Fun!

BIDIRECTIONAL LOGIC LEVEL CONVERTER



HEADER



BlueDot

Sheet: /
File: BME280_V1.sch

Title: BME280 Weather Station

Size: A4 Date: 2017-04-08

KiCad E.D.A. kicad 4.0.6

Rev: 1.00

Id: 1/1